









GANTRY LANE
NEWRY

SITE MAP PHASE 5

Site Map Key

-  House Type D - 1300 sq.ft.
3 Bed Semi-detached
-  House Type B - 1495 sq.ft.
4 Bed Detached
-  House Type E1 - 1250 sq.ft.
3 Bed Semi-detached with Sunroom
-  House Type E3 - 1125 sq.ft.
3 Bed Semi-detached
-  House Type E4 - 1125 sq.ft.
3 Bed Semi-detached
-  House Type E2 - 1250 sq.ft.
3 Bed Semi-detached



62a Drumlough Road, Rathfriland, Co. Down, BT34 5DP
 TEL: 028 3085 1663 EMAIL: info@calmorproperties.co.uk
www.calmorproperties.co.uk

Site Map, Measurements and Artist's Impressions are for illustrative purposes only and may not be accurate.

The builder reserves the right to change the brick and/or stone type plus the elevational finish as the site progresses.

NOTE: These particulars are given on the understanding that they will not be construed as part of a contract, conveyance or lease, and that all negotiations will take place through this firm. Whilst every care is taken in preparing this marketing material, the purchaser must satisfy themselves regarding the description and measurements.